

# EXAIR®

MANUFACTURING INTELLIGENT COMPRESSED AIR PRODUCTS SINCE 1983



COAT



CLEAN



COOL



CONVEY



CONSERVE

# 36 CATALOG

**BETE®**  
PERFORMANCE SPRAY ENGINEERING  
DIVISION OF EXAIR

MF MicroWhirl Misting & Fogging Nozzles .....	pg 107
NF Standard Fan Nozzles .....	pg 108
TF Full Cone Spray Nozzles .....	pg 109
MP MaxiPass Maximum Free Passage Nozzles .....	pg 110
WL Full Cone Nozzles .....	pg 111
HC HydroClaw & TW Spiral Tank Washing Nozzles ...	pg 112
HWS2 HydroWhirl Stinger & HWM HydroWhirl Mini	pg 113
HWP HydroWhirl Poseidon & HWD HydroWhirl Disc	pg 114



YOU REQUESTED THIS CATALOG AND PRICE LIST.  
PLEASE SEE MAILING LABEL ON BACK COVER.

Stay up to date by visiting our website and take advantage of the information and services we didn't have room to display in this catalog.



### Where you can

- Chat live with our problem solving, technical expert Application Engineers
- Watch **product videos** to learn more about the features and benefits of our engineered products
- Quickly **order online** with a purchase order or credit card (US & Canada)
- Access **product presentation slides** you can use to educate others
- Find **International Distributors** all across the world

### Follow our blog for 5 new entries a week and learn

- Details and installations of widely varied applications
- The methodology and results of critical mathematical formulas which help determine money savings, air savings, performance benefits and more
- New product releases before they reach our catalog or website
- More about EXAIR, our team and community involvement
- Go to [blog.exair.com](http://blog.exair.com)



### Access our Knowledge Base in "Resources"

- Download 3D models and CAD drawings in multiple formats to place into your drawings
- Calculate **air savings and ROI** to see how quickly EXAIR products will pay off
- Search our **Case Study Library & Applications database** and become familiar with how our products solve problems
- Use our **product FAQ's** for quick access to our most common questions
- Learn about our free **Efficiency Lab** service and use it to **determine air and money savings** you can achieve when installing EXAIR engineered solutions
- Collect compressed air data and pipe sizing recommendations
- Find Flow, Force and Heat conversions



### Make social connections

- Watch over 150 videos on EXAIR's YouTube Channel and see product features and benefits, applications, Tips & Tricks, How-to, and our team members.
- Follow our Company on X@EXAIR or our Application Engineers and learn more about promotions, updates on manufacturing, engineering and international industry perspective.
- Connect with us on Facebook at [facebook.com/exair](https://facebook.com/exair) or follow us on Linked In, Twitter and Instagram.



### Visit our PDF library and download

- Electronic files of the entire catalog or individual sections
- Installation and Maintenance Guides on every EXAIR product
- Our current price list to have all product prices in one convenient location



### EXAIR's Augmented Reality Mobile Application

- Browse EXAIR's product offerings and pull up live 3D models
- Orient the model to see how it will fit in your space
- Tap hotspots to learn more about it
- Click the link to purchase the product



6

**EXAIR Optimization**

Minimize compressed air use and detect wasteful leaks

6 Steps to Optimization .....6  
 Electronic Flow Control .....7  
 Digital Flowmeter .....10  
 Digital Sound Level Meter .....17  
 Ultrasonic Leak Detector .....18



20

**Air Knives**

Blowoff, clean, dry and cool with less noise and air consumption

Super Air Knife .....20  
 Compare Blowoffs .....23  
 Explanation of Materials .....26  
 Universal Air Knife Mounting System .....29  
 Plumbing Kits .....29  
 Standard Air Knife .....33  
 Full-Flow Air Knife .....36



38

**Air Wipes**

Blowoff, dry, clean and cool pipe, cable, extruded shapes and hose

Super Air Wipes .....38  
 Standard Air Wipes .....42



44

**Air Amplifiers**

Vent, exhaust, cool, dry and clean - with no moving parts

Super Air Amplifiers ..... 46  
 Adjustable Air Amplifiers .....50



52

**Air Nozzles and Jets**

Reduce noise levels and air costs on blowoff operations

Air Nozzles .....52  
 Air Nozzle Comparison Chart .....54  
 Super Air Nozzles .....55  
 Flat Super Air Nozzles .....57  
 Super Air Scraper .....57  
 Back Blow Air Nozzles .....59  
 Safety Air Nozzles .....60  
 Adjustable Air Nozzles .....60  
 Air Jets .....61  
 High Force Air Nozzles .....63  
 High Force Air Nozzle Comparison Chart .....63  
 High Force Flat Super Air Nozzles .....63  
 High Force Super Air Nozzles .....64  
 Super Air Nozzle Clusters .....67  
 Stay Set Hoses .....67  
 Swivel Fittings .....68  
 Blowoff Systems .....69



70

**Air Atomizing Nozzles**

All stainless steel construction for durability and corrosion resistance

**1/8 NPT Atomizing Nozzles.....71**  
 Internal Mix Narrow Angle Round .....71  
 Internal Mix Wide Angle Round .....72  
 Internal Mix Flat Fan .....73  
 External Mix Narrow Angle Flat Fan .....74  
 Siphon Fed Round .....75  
 Siphon Fed Flat Fan .....76  
**1/4 NPT Atomizing Nozzles .....77**  
 Internal Mix Narrow Angle Round .....77  
 Internal Mix Wide Angle Round .....78  
 Internal Mix Flat Fan .....79  
 Internal Mix Deflected Flat Fan .....80  
 Internal Mix 360° Hollow Circular .....80  
 External Mix Round .....81  
 External Mix Narrow Angle Flat Fan .....82  
 External Mix Wide Angle Flat Fan .....83  
 Siphon Fed Round .....84  
 Siphon Fed Flat Fan .....85  
**1/2 NPT Atomizing Nozzles .....86**  
 Internal Mix Narrow Angle Round .....86  
 Internal Mix Wide Angle Round .....87  
 Internal Mix Flat Fan .....88  
 Internal Mix 360° Hollow Circular .....89  
 External Mix Narrow Angle Flat Fan .....90  
 Siphon Fed Round .....91



92

**No Drip Air Atomizing Nozzles**

Eliminate drips to conserve valuable liquids and improve product finishes.

**1/8 NPT No Drip Atomizing Nozzles .....93**  
 No Drip Internal Mix Narrow Angle Round .....93  
 No Drip Internal Mix Wide Angle Round .....93  
 No Drip Internal Mix Flat Fan .....94  
 No Drip External Mix Narrow Angle Flat Fan .....95  
 No Drip Siphon Fed Round .....96  
 No Drip Siphon Fed Flat Fan .....96  
**1/4 NPT No Drip Atomizing Nozzles.....93**  
 No Drip Internal Mix Narrow Angle Round .....93  
 No Drip Internal Mix Wide Angle Round .....93  
 No Drip Internal Mix Flat Fan .....94  
 No Drip Internal Mix Deflected Flat Fan .....94  
 No Drip Internal Mix 360° Hollow Circular .....94  
 No Drip External Mix Round .....95  
 No Drip External Mix Narrow Angle Flat Fan .....95  
 No Drip External Mix Wide Angle Flat Fan .....95  
 No Drip Siphon Fed Round .....96  
 No Drip Siphon Fed Flat Fan .....96  
**1/2 NPT No Drip Atomizing Nozzles.....93**  
 No Drip Internal Mix Narrow Angle Round .....93  
 No Drip Internal Mix Wide Angle Round .....93  
 No Drip Internal Mix Flat Fan .....94  
 No Drip Internal Mix 360° Hollow Circular .....94  
 No Drip External Mix Narrow Angle Flat Fan .....95  
 No Drip Siphon Fed Round .....96



97

**Liquid Atomizing Spray Nozzles**

Stainless-steel nozzles to atomize pressured liquids. No air required.

OmniStream Cone Nozzles, 1/4 NPT .....98  
 OmniStream Cone Nozzles, 3/8 NPT .....99  
 OmniStream Cone Nozzles, 1/2 NPT .....100  
~~NEW~~ HollowStream Cone Nozzles, 1/8 NPT .....101  
 HollowStream Cone Nozzles, 1/4 NPT .....102  
 HollowStream Cone Nozzles, 3/8 NPT .....103  
 HollowStream Cone Nozzles, 1/2 NPT .....104  
~~NEW~~ PowerStream Cone Nozzles, 1/8 NPT .....105



106

**BETE Hydraulic Nozzles**

Industry leading spray technology

MW MicroWhirl Misting & Fogging Nozzles...107  
 NF Standard Fan Nozzles .....108  
 TF Full Cone Spray Nozzles .....109  
 MP MaxiPass Maximum Free Passage Nozzles .110  
 WL Full Cone Nozzles .....111  
 HC HydroClaw & TW Spiral Tank Washing Nozzles .....112  
 HWS HydroWhirl Stinger & HWM HydroWhirl Mini .....113  
 HWP HydroWhirl Poseidon & HWD HydroWhirl Disc .....114

# 115

## Safety Air Guns

Safety air guns use engineered air nozzles for high performance

Chip Shields.....	116
VariBlast® Precision Safety Air Guns.....	117
VariBlast® Compact Safety Air Guns.....	118
Soft Grip Safety Air Guns.....	120
Soft Grip Super Air Scraper.....	123
Heavy Duty Safety Air Guns.....	124
Back Blow Safety Air Guns.....	125
TurboBlast® Safety Air Guns.....	126
Super Blast Safety Air Guns.....	128

# 130

## Gen4® Static Eliminators

Eliminate static electricity, dust and shock hazard

Gen4® Super Ion Air Knife.....	132
Static Meter.....	134
Gen4® Standard Ion Air Knife.....	138
Gen4® Ionizing Bars.....	140
Gen4® Super Ion Air Wipes.....	142
Gen4® Ion Air Cannon.....	144
Gen4® Ion Air Gun.....	146
Gen4® Ion Air Jet/Gen4 Stay Set Ion Air Jet.....	148
Gen4® Ionizing Point.....	150
Gen4® Power Supplies.....	151
Intellistat® Ion Air Gun.....	152
Intellistat® Ion Air Nozzle.....	154
Varistat Bench Ionizer.....	156

# 158

## E-Vac® Vacuum Generators

Vacuums for lifting, clamping, mounting and placement

How to Build an E-Vac System.....	159
In-Line.....	160
Adjustable.....	163
Vacuum Cups.....	165

# 169

## Air Operated Conveyors

Convey parts, materials and waste - with no moving parts

Line Vac.....	169
Threaded Line Vac.....	175
Heavy Duty Line Vac.....	178
Sanitary Flange Line Vac.....	180
Light Duty Line Vac.....	182

# 184

## Industrial Housekeeping

Reliable vacuums for chip removal, liquid transfer and cleaning

EasySwitch® Wet-Dry Vac.....	185
Reversible Drum Vac.....	187
High Lift Reversible Drum Vac.....	189
Chip Trapper.....	191
High Lift Chip Trapper.....	193
Chip Vac.....	195
Heavy Duty Dry Vac.....	197
Heavy Duty HEPA Vac.....	199
Vac-u-Gun.....	201

# 203

## Vortex Tubes & Spot Cooling

Cold air for industrial spot cooling problems

Vortex Tubes.....	203
Adjustable Spot Cooler.....	211
Mini Cooler.....	214

# 215

## Cold Gun Aircoolant Systems

Cool machining operations with clean, cold air

# 219

## Cabinet Cooler® Systems

Cool and purge NEMA 12, 4 and 4X electrical control panels

How it Works.....	220
Selecting the Right Model.....	220
Special Cabinet Coolers.....	221
Calculating Heat Load.....	223
Cabinet Cooler Sizing Guide.....	224
NEMA 12 Models.....	226
NEMA 4 Models.....	227
NEMA 4X Models.....	228
Cabinet Cooler System Accessories.....	229
Hazardous Location Cabinet Coolers.....	230
ATEX Cabinet Coolers.....	232

# 234

## Accessories

Mufflers, filters, regulators, valves, swivel fittings and more

Filters.....	234
Regulators.....	235
Silencing Mufflers.....	236
Valves, Swivels, Thermostats.....	238
Magnetic Bases, Stay Sets, Hoses.....	239
Air Hoses.....	239
Fittings.....	240
Receiver Tank.....	240



Catalog item orders received before 2 pm EDT/EST are generally shipped from Cincinnati, Ohio on the same day. You can expect delivery within 1-4 days depending on your location.

# Terms and Conditions (U.S. and Canada Only)

**Terms:** Net 30 days upon credit approval, Visa, MasterCard, Discover and American Express.



**ICC (International Chamber of Commerce) INCOTERM 2020:**

EX WORKS (EXAIR, 11510 Goldcoast Dr., Cincinnati, Ohio 45249, USA.)

**Delivery**

All cataloged products are shipped from stock, via U.P.S. within 24 hours after receipt of order. Priority shipment is available upon request.

**Ordering:**

Call 1-800-903-9247 or +1-513-671-3322      Worldwide 7:00 a.m. to 4:00 p.m. ET (Mon. - Fri.)  
Fax toll free 1-866-329-3924 or      Worldwide +1-513-671-3363  
E-mail: orders@exair.com      Secure website: www.exair.com

**Remit to address (payments only):**

EXAIR L-4439, Columbus, Ohio 43260-4439

**Tax:**

Sales and use tax, where applicable, are not included.

**Technical Assistance:**

Please call our Application Engineering Department, 1-800-90-EXAIR (1-800-903-9247) e-mail at techelp@exair.com.



**Warranty:**

5 Year "Built To Last" Warranty against defects in workmanship and materials on all compressed air products\*. Defective products must be returned freight prepaid for repair or replacement at our option. This warranty applies under conditions of normal use, but does not apply to defects that result from intentional damage, negligence, unreasonable use, wear or exposure.

\*5 Year Warranty applies to compressed air products only. A 1 Year Warranty applies to all accessories and electrically powered products.

**EXAIR's Unconditional Guarantee:**

Extends to all U.S. and Canadian customers and includes invoiced U.P.S. Ground Service shipping charges. Products returned after the 30 day guarantee period are subject to a 15% restocking charge. Products must be returned freight prepaid.



**Copyright Restrictions:**

The content of the EXAIR Catalog, including all photos, graphics, drawings and arrangements are proprietary to EXAIR LLC and are protected by the United States and international copyright and trademark laws. You are authorized to use the contents of the EXAIR Catalog for personal use or as it relates to your role as a current or prospective customer of EXAIR. The contents of this catalog may not be copied or modified for any type of publication or distribution without the prior written consent of EXAIR. The content of the EXAIR Catalog is the intellectual property solely of EXAIR with no rights transferred to other parties. No part of this catalog may be reproduced for any commercial purposes without the express authorization in writing by EXAIR.

**Trademarks:**

"EXAIR.com", "EXAIR", "Cabinet Cooler", "E-Vac", "Intelligent Compressed Air", "VariBlast", "Gen4", "Intellistat", "EasySwitch", "TurboBlast", "Varistat" and "Compressed Air Intelligence" are registered trademarks of the EXAIR LLC. The EXAIR logo, product names, designs and descriptive phrases are trademarked by EXAIR. These trademarks may not be used without prior written permission of EXAIR.

**EXAIR.com**

11510 Goldcoast Dr.  
Cincinnati, Ohio 45249-1621  
**Phone Number:** (513) 671-3322  
**Fax Number:** (513) 671-3363  
**E-mail:** techelp@exair.com  
**Web Site:** www.exair.com

EXAIRLogger, EFC, Digital Flowmeter, Hot Tap Digital Flowmeter, Digital Sound Level Meter, High Power Cold Gun, Super Air Knife, Standard Air Knife, Full-Flow Air Knife, Air Cannon, Super Air Amplifier, Adjustable Air Amplifier, Super Air Nozzle, Micro Air Nozzle, High Power Safety Air Nozzle, Stay Set Hose, Soft Grip Super Air Scraper, Super Air Scraper, Super Blast Safety Air Gun, Super Air Wipe, Heavy Duty Line Vac, Light Duty Line Vac, Sanitary Flange Line Vac, Threaded Line Vac, OmniStream, PowerStream, HollowStream, Standard Air Wipe, Super Ion Air Knife, Standard Ion Air Knife, Super Ion Air Wipe, Ion Air Cannon, Ion Air Gun, Ion Air Jet, Ionizing Point, Stay Set Ion Air Jet, Line Vac, Chip Vac, Heavy Duty Dry Vac, Heavy Duty HEPA Vac, Reversible Drum Vac, High Lift Reversible Drum Vac, Chip Trapper, High Lift Chip Trapper, Vac-u-Gun, Deep Hole Vac-u-Gun, Air Disk, Air Stik, Mini Cooler, Cold Gun Aircoolant System, and ETC are trademarks of EXAIR LLC.



Intelligent Compressed Air® products are identified throughout this catalog that can help your plant save tens of thousands of dollars over the course of a single year. *The Best Practices for Compressed Air Systems* manual published by the Compressed

Air Challenge® recommends products like the Super Air Knife™, Super Air Amplifier™, and the family of Super Air Nozzles™ for energy conservation. Many of the products shown offer unique ways to solve common industrial problems using compressed air. Compressed Air Challenge is a registered trademark of Compressed Air Challenge, Inc.



EXAIR has partnered with Energy Star, a voluntary program of the U.S. Department of Energy and the Environmental Protection Agency. Energy Star offers energy efficient solutions to help save money while protecting the environment for future generations. EXAIR has implemented improved energy management practices and technologies throughout our facility, including energy efficient lighting, HVAC systems, and electronic thermostats. EXAIR's participation in this program underscores our commitment to conserving energy.

EXAIR products are subject to ongoing development. Specifications are subject to change without notice.

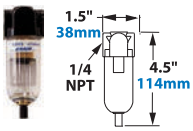
Some products in this catalog are covered by U.S. Patent #5402938, #8153001, #8268179, #D903,817, #10,779,698, #9156045 and 11,969,134, others may be U.S. Patent Pending. EU Regd. Des. No.00770318-0001 and No. 009025463-0001 © Mexico No.60723; Canada No.194141, UK Registered Design No. 6211314

Copyright ©2025 EXAIR LLC. All Rights Reserved.

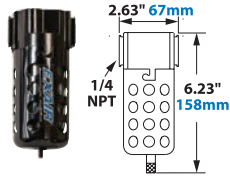
# Accessories

## Filter Separators

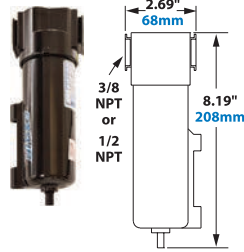
Model 9003



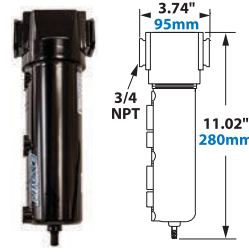
Model 9004



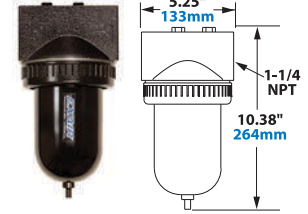
Model 9001 & 9032



Model 9002



Model 9066



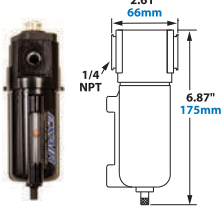
EXAIR's Filter Separators remove water, dirt and rust from your compressed air system. They prevent these contaminants from plugging or damaging the compressed air products. A Filter Separator should be installed prior to an Oil Removal Filter, pressure regulator or valve.

Model #	Description	Max Pres.	Max Temp.
9003	Manual Drain Filter Separator, 1/4 NPT, 27 SCFM (765 SLPM)	150 PSIG	125°F (52°C)
9004	Automatic Drain Filter Separator, 1/4 NPT, 43 SCFM (1,218 SLPM)	150 PSIG	125°F (52°C)
9001	Automatic Drain Filter Separator, 3/8 NPT, 65 SCFM (1,841 SLPM)	175 PSIG	120°F (49°C)
9032	Automatic Drain Filter Separator, 1/2 NPT, 90 SCFM (2,549 SLPM)	175 PSIG	120°F (49°C)
9002	Automatic Drain Filter Separator, 3/4 NPT, 220 SCFM (6,230 SLPM)	175 PSIG	120°F (49°C)
9066	Automatic Drain Filter Separator, 1-1/4 NPT, 400 SCFM (11,327 SLPM)	175 PSIG	120°F (49°C)

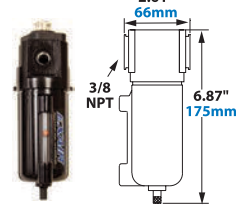
The Model 9003 Manual Drain Filter has a polycarbonate bowl and a 20 micron filter element. A manual drain is used to empty the filter. Model 9001, 9002, 9004, 9032, and 9066 Automatic Drain Filter Separators have a metal bowl and a 5 micron filter element (Model 9004 has a polycarbonate bowl with a metal guard). An internal float automatically activates the drain to remove liquid condensate when the bowl becomes full.

## Oil Removal Filters

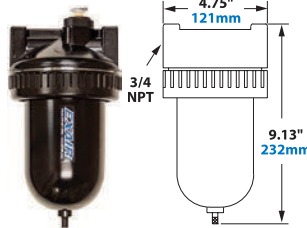
Model 9027




Model 9005



Model 9006



Model 9010



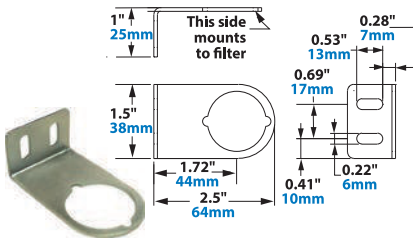
EXAIR's Model 9027, 9005, 9006, and 9010 Oil Removal Filters remove oil and solid particulate that is typical in many compressed air systems.

A 0.03 micron element is used to trap submicron particles. An internal float automatically activates the drain when full.

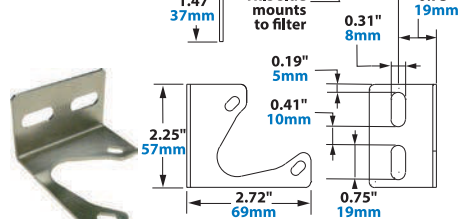
Model #	Description	Max Pres.	Max Temp.
9027	Oil Removal Filter, 1/4 NPT, 24 SCFM (680 SLPM)	175 PSIG	120°F (49°C)
9005	Oil Removal Filter, 3/8 NPT, 15-37 SCFM (425-1,048 SLPM)	175 PSIG	120°F (49°C)
9006	Oil Removal Filter, 3/4 NPT, 50-150 SCFM (1,416-4,248 SLPM)	175 PSIG	120°F (49°C)
9010	Oil Removal Filter, 1-1/2 NPT, 130-310 SCFM (3,679-8,773 SLPM)	175 PSIG	120°F (49°C)

## Filter Mounting Brackets

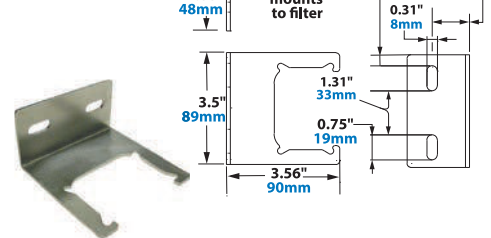
Model 900395



Model 900396

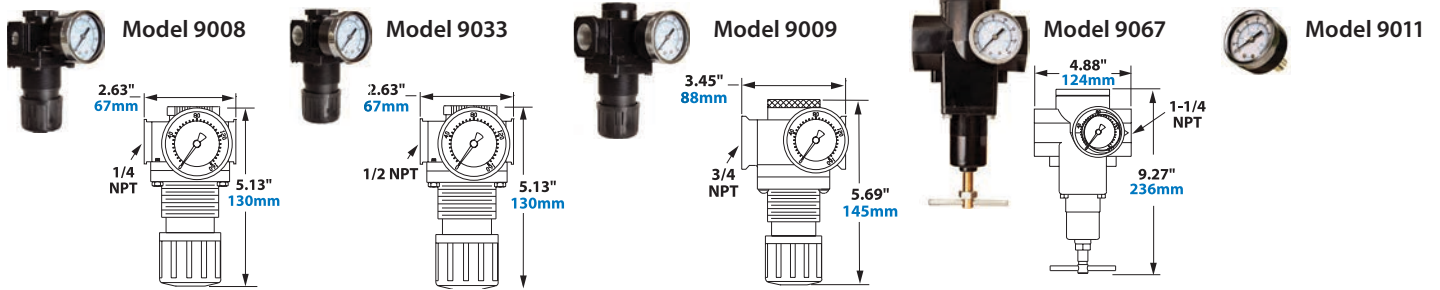


Model 900397



Model #	Description
900395	Mounting Bracket for Model 9003
900396	Mounting Bracket for Model 9001, 9004, 9005, 9027, and 9032
900397	Mounting Bracket for Model 9002

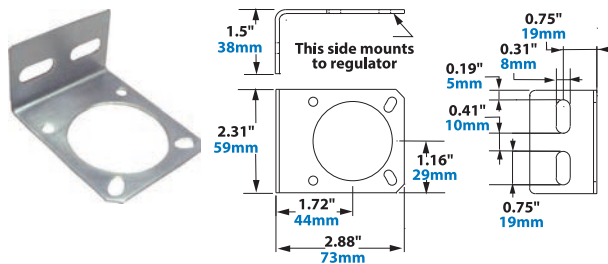
## Pressure Regulators



EXAIR's Model 9008, 9033, 9009 and 9067 Pressure Regulators permit easy selection of the operating pressure. A pressure gauge is included.

Model #	Description	Max Pres.	Max Temp.
9008	Pressure Regulator with Gauge, 1/4 NPT, 50 SCFM (1,416 SLPM)	250 PSIG	120°F (49°C)
9033	Pressure Regulator with Gauge, 1/2 NPT, 100 SCFM (2,832 SLPM)	250 PSIG	120°F (49°C)
9009	Pressure Regulator with Gauge, 3/4 NPT, 220 SCFM (6,230 SLPM)	250 PSIG	120°F (49°C)
9067	Pressure Regulator with Gauge, 1-1/4 NPT, 700 SCFM (19,822 SLPM)	250 PSIG	120°F (49°C)
9011	Pressure Gauge Only, 1/4 NPT, 0-160 PSI (0-11 BAR)	250 PSIG	120°F (49°C)


## Pressure Regulator Mtg Brackets



This optional mounting bracket fits Models 9008, 9033 and 9009 Pressure Regulators and includes a locking ring.

Model #	Description
900398	Mounting Bracket for Model 9008, 9033 and 9009

## Mounting and Coupling Kits

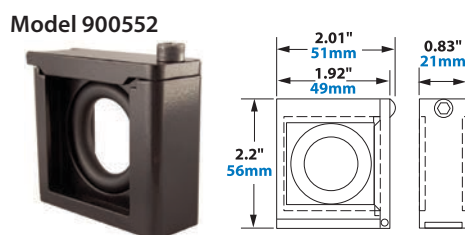



Model #	Description
9046	Mounting and Coupling Kit for Model 9001 Filter/Model 9008 Regulator and Model 9032 Filter/ Model 9033 Regulator
9047	Mounting and Coupling Kit for Model 9002 Filter/Model 9009 Regulator
9048	Mounting and Coupling Kit for Model 9004 Filter/Model 9005 Oil Removal Filter

## Coupling Kits

EXAIR's Coupling Kits are interlocking slides that couple the modular filters and pressure regulators together.

Model #	Description
900394	Fits auto drain filters and regulators with 1/4 NPT, 3/8 NPT and 1/2 NPT threads
900552	Fits auto drain filters and regulators with 3/4 NPT threads



## Silencing Mufflers


EXAIR Silencing Mufflers help to reduce work area noise produced by air exhausting from cylinders, valves and other air powered equipment. Per OSHA Standard 1910.95(a), a worker must not be exposed to sound levels above 90 dBA for any eight hour shift of a 40 hour work week. Silencing Mufflers help plants meet this OSHA requirement by reducing the sound to safe levels below 90 dBA. They also eliminate harmful dead end pressures. Each style of Silencing Muffler shown has a high airflow capacity, with low back pressure. Popular NPT sizes are ideal for new and existing installations.

### Reclassifying Mufflers

Reclassifying Mufflers are an upgrade from Sintered Bronze Mufflers (*see next page*). They offer the best noise reduction - up to 35 dB. Available from 1/8 NPT through 1 NPT, Reclassifying Mufflers eliminate oil mist. Exhaust air from cylinders and valves often contain oil mists that can contaminate the workers' breathing air, affecting their health. Per OSHA Standard 29 CFR 1910.1000, a worker's cumulative exposure to oil mist must not exceed 5mg/m<sup>3</sup> by volume in any eight hour shift of a 40 hour work week.

The patented wrap design of the removable element separates oil from the exhausted air so virtually no oil is released into the environment. Based on an intake of 50 PPM at 100 PSIG, the Reclassifying Mufflers reclassify and reduce the exhausted oil mist to 0.015 PPM. A reservoir where oil accumulates at the bottom can be drained by attaching a 1/4" tube.

Each Reclassifying Muffler passes a certain volume of air with minimal back pressure restriction so it doesn't interfere with the operation of the cylinder or valve. When used with cylinders, the "Muffler Quick Pick" table (*right*) helps you select the appropriate model based on the actual bore and stroke of the cylinder.



- Model 9070
- Model 9071
- Model 9072
- Model 9073
- Model 9074
- Model 9075
- Contact an Application Engineer for more information.

Muffler Needed To Exhaust In 1/2 Second For A Cylinder Charged To 100 PSIG

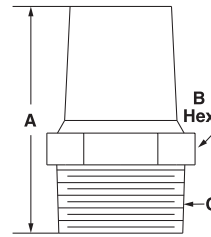
Muffler Quick Pick

Bore (in.)	Stroke (in.)									
	3	6	9	12	18	24	30	36	42	48
0.5										
1.0										
1.5										
2.0										
2.5										
3.0										
3.5										
4.0										
4.5										
5.0										
5.5										
6.0										

Model #	Description		A	B	C	Replacement Element #	
9070	Reclassifying Muffler	in	3.13	1.63	1/8 NPT	900553	
		mm	80	41			
9071	Reclassifying Muffler	in	3.13	1.63	1/4 NPT		
		mm	80	41			
9072	Reclassifying Muffler	in	4.75	2.44	3/8 NPT		900554
		mm	121	62			
9073	Reclassifying Muffler	in	4.75	2.44	1/2 NPT		
		mm	121	62			
9074	Reclassifying Muffler	in	6.25	3.31	3/4 NPT	900555	
		mm	159	84			
9075	Reclassifying Muffler	in	6.25	3.31	1 NPT		
		mm	159	84			

## Sintered Bronze Mufflers

EXAIR's low cost Sintered Bronze Mufflers are easy to install in new and existing exhaust ports of valves, cylinders and other air powered equipment. Each Sintered Bronze Muffler is capable of passing a certain volume of air with minimal back pressure restriction so it doesn't interfere with the operation of the cylinder or valve. When used with cylinders, the "Muffler Quick Pick" table helps you select the appropriate model based on the actual bore and stroke of the cylinder. (Note: Model 9089 has a 1/2"-20 UNF straight thread to fit most solenoid valves.)



- Model 9080
- Model 9081
- Model 9082
- Model 9083
- Model 9084
- Model 9085
- Model 9086
- Model 9087
- Model 9088
- Contact an Application Engineer

Muffler will exhaust cylinder in 1/2 second for a cylinder charged to 100 PSIG


### Muffler Quick Pick

Bore (in.)	Stroke (in.)									
	3	6	9	12	18	24	30	36	42	48
0.5										
1.0										
1.5										
2.0										
2.5										
3.0										
3.5										
4.0										
4.5										
5.0										
5.5										
6.0										

Model #		Overall Length	Hex	Thread Size
		A	B	C
9080	in	0.72	0.31	#10-32
	mm	18	8	
9081	in	1.13	0.44	1/8 NPT
	mm	29	11	
9082	in	1.38	0.56	1/4 NPT
	mm	35	14	
9083	in	1.50	0.69	3/8 NPT
	mm	38	18	
9084	in	1.88	0.88	1/2 NPT
	mm	48	22	
9085	in	2.25	1.06	3/4 NPT
	mm	57	27	
9086	in	2.91	1.31	1 NPT
	mm	74	33	
9087	in	3.25	1.69	1-1/4 NPT
	mm	83	43	
9088	in	3.69	2	1-1/2 NPT
	mm	94	51	
9089*	in	1.19	0.63	1/2"-20 UNF FEMALE
	mm	30	16	

\* Model 9089 for solenoid valves only.

## Straight-Through Mufflers



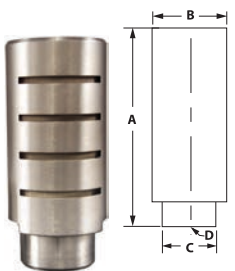
Straight-Through Silencing Mufflers feature a corrosion-resistant aluminum outer shell lined with sound absorbing foam for better noise reduction. The typical noise reduction is up to 20 dB.

Model #	Description		A	B	C	D	Rated Flow
3914	Straight-Through Muffler	in	4	1.50	1/4 MNPT	1/4 FNPT	22 SCFM
		mm	102	38			623 SLPM
3911	Straight-Through Muffler	in	4.13	1.50	3/8 MNPT	3/8 FNPT	50 SCFM
		mm	105	38			1,416 SLPM
3913	Straight-Through Muffler	in	9.75	2	3/4 MNPT	3/4 FNPT	73 SCFM
		mm	248	51			2,066 SLPM

Flow rated at 1/2 PSIG back pressure

**Caution:** Operations approaching 32°F (0°C) or below could result in freeze-up due to moisture in the compressed air line.

## Heavy Duty Mufflers



Heavy Duty Silencing Mufflers feature a corrosion-resistant aluminum outer shell with an internal stainless steel screen that protects valves and cylinders from contamination that could enter through the exhaust ports. This also keeps contaminants such as rust from being ejected at high speed from the exhaust port. The typical noise reduction is up to 14 dB.

Model #	Description		A	B	C	D
3903	Heavy Duty Muffler	in	1.81	0.81	0.63	1/4 FNPT
		mm	46	21	16	
3907	Heavy Duty Muffler	in	4.50	2	1.50	3/4 FNPT
		mm	114	51	38	

**Caution:** Operations approaching 32°F (0°C) or below could result in freeze-up due to moisture in the compressed air line.



# Accessories

## Solenoid Valves



Solenoid Valves are available in a variety of flow rates and voltages. All models are UL Listed and are CE and RoHS compliant.



Model #	Description
9020	Solenoid Valve, 120V, 50/60Hz, 1/4 NPT, 40 SCFM (1,133 SLPM)
9018	NEMA 4-4X Solenoid Valve, 120V, 50/60Hz, 1/4 NPT, 40 SCFM (1,133 SLPM)
9034	NEMA 4-4X Solenoid Valve, 120V, 50/60Hz, 1/2 NPT, 100 SCFM (2,832 SLPM)
9036	NEMA 4-4X Solenoid Valve, 120V, 50/60Hz, 3/4 NPT, 200 SCFM (5,664 SLPM)
9021	Solenoid Valve, 200-240V, 50/60Hz, 1/4 NPT, 40 SCFM (1,133 SLPM)
9024	NEMA 4-4X Solenoid Valve, 240V, 50/60Hz, 1/4 NPT, 40 SCFM (1,133 SLPM)
9035	NEMA 4-4X Solenoid Valve, 240V, 50/60Hz, 1/2 NPT, 100 SCFM (2,832 SLPM)
9037	NEMA 4-4X Solenoid Valve, 240V, 50/60Hz, 3/4 NPT, 200 SCFM (5,664 SLPM)
9031	NEMA 4-4X Solenoid Valve, 24VDC, 1/4 NPT, 40 SCFM (1,133 SLPM)
9058	NEMA 4-4X Solenoid Valve, 24VDC, 1/2 NPT, 100 SCFM (2,832 SLPM)
9059	NEMA 4-4X Solenoid Valve, 24VDC, 3/4 NPT, 200 SCFM (5,664 SLPM)
9065	NEMA 4-4X Solenoid Valve, 24VDC, 1 NPT, 350 SCFM (9,911 SLPM)

## Valves



Model #	Description
9012	Manual Valve, 1/4 NPT
900340	Manual Valve, 3/8 NPT
900343	Manual Valve, 1/2 NPT
900743	Manual Valve, 3/4 NPT
900346	Manual Valve, 1 NPT
900744	Manual Valve, 1-1/4 NPT

## Swivel Fittings



EXAIR's Swivel Fittings make it easy to adjust the position of the Air Nozzles, Air Jets, and Air Amplifiers. Swivel Fittings permit a movement of 25 degrees from the center axis for a total movement of 50 degrees. Type 303 and 316 stainless steel.

Model #	Description
9201	M4 x 0.5mm female x 1/8 MNPT Swivel Fitting, 316 SS
9202	M5 x 0.5mm female x 1/8 MNPT Swivel Fitting, 316 SS
9203	M6 x 0.75mm female x 1/8 MNPT Swivel Fitting, 316 SS
9052	1/8 NPT Swivel Fitting, 303 SS
9053	1/4 NPT Swivel Fitting, 303 SS
9068	3/8 NPT Swivel Fitting, 303 SS
9069	1/2 NPT Swivel Fitting, 303 SS
9023	3/4 NPT Swivel Fitting, 303 SS
9204	1 MNPT x 1 FNPT, 303 SS

## ETC™ Electronic Temperature Control



Model	Voltage	Flow
9238	120VAC	1/4 NPT
	50/60HZ	40 SCFM (1,133 SLPM)
9258	120VAC	1/2 NPT
	50/60Hz	100 SCFM (2,832 SLPM)
9239	240VAC	1/4 NPT
	50/60Hz	40 SCFM (1,133 SLPM)
9259	240VAC	1/2 NPT
	50/60Hz	100 SCFM (2,832 SLPM)

ETC enclosure: Polycarbonate NEMA 4X, IP 66, UL508, UL94-5V  
CE and ROHS Compliant

For more about the ETC, see page 221 of this catalog.

EXAIR's digital ETC™ (Electronic Temperature Control) provides precise temperature control for your electrical enclosure. The LED readout of the ETC displays the internal temperature of the electrical enclosure (°F or °C) that is constantly being monitored by a quick response thermocouple.

## Thermostat



The adjustable thermostat is factory set at 95°F (35°C). It will normally hold  $\pm 2^\circ\text{F}$  (1°C) of the desired temperature setting. It is rated 24V-240V AC or DC, 50/60Hz and is UL Recognized, CSA Certified.



Model #	Description
9017	Thermostat

## Magnetic Bases

Model 9042    Model 9043    Model 9029



Magnetic bases are suited to applications where frequent movement of the air product is required. The powerful magnet permits horizontal or vertical mounting. A valve is provided that can be used to vary the force and flow.

Model #	Description
9042	One Outlet Magnetic Base with Shutoff Valve (1/4 NPT)
9043	Two Outlet Magnetic Base with Shutoff Valve (1/4 NPT)
9029	One Outlet Swivel Magnetic Base with Shutoff Valve (1/4 NPT)

## Stay Set Hoses

For applications where frequent repositioning of the air product is required, the Flexible Stay Set Hoses™ are ideal. Simply mount the hose in close proximity to the application and bend it. Since the hose has “memory”, it will not creep or bend. It will always keep the aim until physically moved to the next position and will withstand temperatures of up to 158°F (70°C).

(1/4 male NPT fitting on one end, 1/8 female NPT on the other)

Model #	Description
9256	6" (152mm) 1/4 MNPT × 1/8 FNPT
9262	12" (305mm) 1/4 MNPT × 1/8 FNPT
9268	18" (457mm) 1/4 MNPT × 1/8 FNPT
9274	24" (610mm) 1/4 MNPT × 1/8 FNPT
9280	30" (762mm) 1/4 MNPT × 1/8 FNPT
9286	36" (914mm) 1/4 MNPT × 1/8 FNPT



(1/4 male NPT fitting on each end)

Model #	Description
9206	6" (152mm) 1/4 MNPT × 1/4 MNPT
9212	12" (305mm) 1/4 MNPT × 1/4 MNPT
9218	18" (457mm) 1/4 MNPT × 1/4 MNPT
9224	24" (610mm) 1/4 MNPT × 1/4 MNPT
9230	30" (762mm) 1/4 MNPT × 1/4 MNPT
9236	36" (914mm) 1/4 MNPT × 1/4 MNPT



## Hoses



### 12 Foot (3.66m) Coiled Hoses

Model #	Description	Model #	Description	Model #	Description
900106	1/8 NPT × 1/4" ID Coiled Hose With Swivel	900750	1/4 NPT × 3/8" ID Coiled Hose With Swivel	900751	3/8 NPT × 3/8" ID Coiled Hose With Swivel

### Conveying Hose

Hose lengths are 10', 20', 30', 40' and 50'. Select the hose model number (diameter) and indicate the length with a dash. Example: A Model 6931-20 is 1" ID Hose × 20' long.

Model #	Description	Model #	Description	Model #	Description
6928-	Hose 3/8" ID	6931-	Hose 1" ID	6934-	Hose 2" ID
6929-	Hose 1/2" ID	6932-	Hose 1-1/4" ID	6935-	Hose 2-1/2" ID
6930-	Hose 3/4" ID	6933-	Hose 1-1/2" ID	6936-	Hose 3" ID

### Compressed Air Hose

Compressed air hose is made of reinforced synthetic rubber to assure long life and protection against ozone, weathering, and temperatures up to 158°F (70°C). Hose lengths are 10', 15', 20', 30', 40' and 50'. Indicate the length with a dash. Example: A Model 900061-30 is 3/8" ID Hose × 30' long.

Model #	Description
900061	Compressed Air Hose, 1/4 MNPT × 1/4 MNPT (3/8" ID Hose)
901179	Compressed Air Hose, 1/2 MNPT × 1/2 MNPT (1/2" ID Hose)

# Accessories

## Compressed Air Fittings



Hex Nipple		
Model #	Material	Thread Size
9890	Brass	1/8 MNPT x 1/8 MNPT
9944	Brass	1/4 MNPT x 1/4 MNPT
9759	Brass	3/8 MNPT x 3/8 MNPT
9760	Brass	1/2 MNPT x 1/2 MNPT
9761	Brass	3/4 MNPT x 3/4 MNPT
9958	304SS	1/8 MNPT x 1/8 MNPT
9959	304SS	1/4 MNPT x 1/4 MNPT
9960	304SS	3/8 MNPT x 3/8 MNPT
9961	304SS	1/2 MNPT x 1/2 MNPT



Close Nipple		
Model #	Material	Thread Size
9551	Brass	1/4 MNPT x 1/4 MNPT
9752	Brass	3/8 MNPT x 3/8 MNPT
900745	Brass	1/2 MNPT x 1/2 MNPT
900559	Brass	3/4 MNPT x 3/4 MNPT
900309	NP Brass	1/8 MNPT x 1/8 MNPT
900084	NP Brass	1/4 MNPT x 1/4 MNPT
900435	NP Brass	3/8 MNPT x 3/8 MNPT
900436	NP Brass	1/2 MNPT x 1/2 MNPT
900409	316SS	1/8 MNPT x 1/8 MNPT
900160	316SS	1/4 MNPT x 1/4 MNPT
900505	316SS	3/8 MNPT x 3/8 MNPT
900506	316SS	1/2 MNPT x 1/2 MNPT



Coupler		
Model #	Material	Thread Size
900453	NP Brass	1/8 FNPT x 1/8 FNPT
9871	Brass	1/4 FNPT x 1/4 FNPT

MNPT = Male NPT  
FNPT = Female NPT  
NP = Nickel Plated  
UNF = Unified Fine Thread



Reducer		
Model #	Material	Thread Size
900405	Brass	1/4 MNPT x 1/8 FNPT
900105	Brass	1/4 FNPT x 1/8 MNPT
9553	Brass	3/8 MNPT x 1/4 MNPT
9897	Brass	1/2 MNPT x 3/8 MNPT
900736	Brass	1/2 MNPT x 1/4 MNPT
900622	Brass	1/2 MNPT x 1/4 FNPT
901240	Brass	1/2 FNPT x 3/8 MNPT



Tee		
Model #	Material	Thread Size
900005	Brass	1/4 FNPT x 1/4 FNPT x 1/4 MNPT
9851	Brass	1/4 MNPT x 1/4 MNPT x 1/4 MNPT
9971	Brass	3/8 FNPT x 1/4 FNPT x 3/8 MNPT
9896	Brass	3/8 FNPT x 3/8 FNPT x 3/8 FNPT
900621	Brass	1/2 FNPT x 1/2 FNPT x 1/2 FNPT
900734	Brass	1/2 FNPT x 1/4 FNPT x 1/2 FNPT



Elbow		
Model #	Material	Thread Size
7674	Brass	1/8 MNPT x 1/8 FNPT 45°
9555	Brass	1/4 MNPT x 1/4 FNPT 90°
9895	Brass	3/8 MNPT x 3/8 FNPT 90°
900073	Brass	1/4 MNPT x 3/8 Tube 90°



Cross		
Model #	Material	Thread Size
900735	Brass	1/2 FNPT

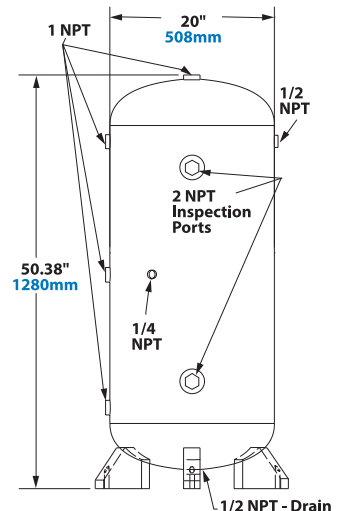
## 60 Gallon Receiver Tank



Some applications require an intermittent demand for a high volume of compressed air. This can cause fluctuations in pressure and volume throughout the compressed air system with some points being “starved” for compressed air. EXAIR’s Model 9500-60 60 Gallon Receiver Tank can be installed near the point of high demand so there is an additional supply of compressed air available for a short duration. The time between the high volume demand occurrences should be long enough so the compressor has enough time to replenish the EXAIR 60 Gallon Receiver Tank.

The 60 gallon (227 liter) vertical steel tank with mounting feet saves floor space and meets the American Society of Mechanical Engineers (ASME) pressure vessel code. (It is not ASME rated for vacuum.) A drain valve is provided for placement at the bottom of the tank to discharge liquid and contaminants.

A user supplied check valve installed upstream of the receiver tank will maintain the tank at maximum pressure so upstream uses of compressed air do not deplete the tank. A user supplied needle valve can regulate the refilling of the Receiver Tank, effectively reducing the large intermittent air requirement into a smaller average demand.



### Receiver Tank

Model #	Description
9500-60	60 Gallon Receiver Tank

- Pressure tank has a primer finish
- Tank maximum pressure is 200 PSIG (13.8 BAR)
- Temperature rating is -20° to 450°F (-29° to 232°C)
- No plugs are included for open ports. User must supply pressure rated plugs and pressure relief valve.
- Weight is 165 lbs. (75 kg)
- Please consult your local code requirements prior to installation.